

M LAKHAMSI INDUSTRIES LIMITED

(Formerly Known As Specular Marketing And Financing Limited)

CIN: L51900MH1985PLC034994

Reg. Off: 505, Churchgate Chambers, 5 New Marine Lines, Mumbai - 400020, Maharashtra

E-mail: equity@m.lakhamsi.com,

Tel No.: 022-22620722

08th November, 2021

To,
The Manager
BSE Limited,
Phiroze Jeejeebhoy Towers,
Dalal Street Mumbai 400001.

Symbol: MLINDLTD
ISIN: INE808W01012

Dear Sir/Madam,

Sub: Disclosure under Regulation 30 & 33 of the SEBI (Listing Obligation and Disclosure Requirements) Regulations, 2015

This is to inform you that the Board of Directors of the Company at their meeting held on 08th November, 2021 at the registered office of the Company at 505 Churchgate Chambers, 5 New Marine Lines, Mumbai- 400020 approved the Unaudited Financial Results of the Company for the quarter and half year ended 30th September, 2021. A copy of the said financial results along with the Limited Review Report of the Statutory Auditors thereon is enclosed herewith.

The meeting of the Board of Directors commenced at 03:00 P.M. and concluded at 06:00 P.M.

You are requested to take the same on record and do the needful.

Thanking you,

Yours faithfully,

For & on behalf of
M Lakhamsi Industries Limited
(Formerly Known as Specular Marketing and Financing Limited)


Sanjiv Mulchand Sawla
Managing Director
DIN: 02045968



Encl: As above

Name of Company: M LAKHAMSI INDUSTRIES LIMITED (Formerly Known as Specular Marketing and Financing Limited)

CIN: L51900MH1985PLC034994

Regd Off: 505 Churchgate Chambers, 5 New Marines Lines, Mumbai, MH-400020, IN

Statement of Standalone Unaudited/Audited Financial Results for the Quarter and half year ended September 30, 2021

(Amount in Rs.)

Sr. No.	Particular	Quarter Ended			Half Yearly		Year ended
		30-09-2021	30-06-21	30-09-20	30-09-21	30-09-20	31-03-21
		Unaudited/ Audited	Unaudited/ Audited	Unaudited/ Audited	Unaudited/ Audited	Unaudited/ Audited	Audited
1	Revenue from Operations	340,500.00	-	-	340,500.00	-	900,000.00
2	Other Income	-	-	-	-	-	-
3	Total Revenue (1+2)	340,500.00	-	-	340,500.00	-	900,000.00
4	Expenses						
	(a) Cost of Materials consumed	-	-	-	-	-	-
	(b) Purchase of Stock-in-Trade	-	-	-	-	-	-
	(c) Changes in inventories of finished goods, work-in-progress and stock-in-trade	-	-	-	-	-	-
	(d) Employee benefits expense	-	-	45,000.00	-	90,000.00	180,000.00
	(e) Finance Cost	-	-	-	-	-	-
	(f) Depreciation and amortisation expense	5.00	5.00	6.00	10.00	12.00	27.00
	(g) Other expenses	133,261.43	435,654.00	39,003.00	302,382.26	101,518.00	669,654.00
	Total Expenses	133,266.43	435,659.00	84,009.00	302,392.26	191,530.00	849,681.00
5	Profit / (Loss) before exceptional items and Tax (1-4)	207,233.57	(435,659.00)	(84,009.00)	38,107.74	(191,530.00)	50,319.00
6	Exceptional items	-	-	-	-	-	-
7	Profit / (Loss) before Tax (5 +6)	207,233.57	(435,659.00)	(84,009.00)	38,107.74	(191,530.00)	50,319.00
8	Tax Expense:						



Sr. No.	Particular	Quarter Ended			Half Yearly		Year ended
		30-09-2021	30-06-21	30-09-20	30-09-21	30-09-20	31-03-21
		Unaudited/ Audited	Unaudited/ Audited	Unaudited/ Audited	Unaudited/ Audited	Unaudited/ Audited	Audited
	a) Current Tax	-	-	-	-	-	10,000.00
	b) Deffered Tax	-	-	-	-	-	-
9	Profit/ (Loss) for the period from Continuing operations (7-8)	207,233.57	(435,659.00)	(84,009.00)	38,107.74	(191,530.00)	40,319.00
10	Profit/ (Loss) for the period from Discontinued operations	207,233.57	(435,659.00)	(84,009.00)	38,107.74	(191,530.00)	40,319.00
11	Tax Expense of Discontinued operations	-	-	-	-	-	-
12	Profit/ (Loss) for the period from Discontinued operations (After Tax)	207,233.57	(435,659.00)	(84,009.00)	38,107.74	(191,530.00)	40,319.00
13	Profit/ (Loss) for the period (After Tax)	207,233.57	(435,659.00)	(84,009.00)	38,107.74	(191,530.00)	40,319.00
14	Other Comprehensive Income A) (i) Items that will not be reclassified to profit or loss (ii) Income Tax relating to item that will not be re-classified to profit or loss B) A) (i) Items that will be reclassified to profit or loss (ii) Income Tax relating to item that will be re-classified to profit or loss	-	-	-	-	-	-
15	Total Comprehensive income for the period (13+14)	207,233.57	(435,659.00)	(84,009.00)	38,107.74	(191,530.00)	40,319.00
16	Earnings Per Share (EPS) (For continuing operations)	8,480,000.00	248,000.00	248,000.00	8,480,000.00	2,480,000.00	2,480,000.00
	(a) Basic	0.24	(1.76)	(0.34)	0.04	(0.77)	0.16
	(b) Diluted	0.24	(1.76)	(0.34)	0.04	(0.77)	0.16
17	Earnings Per Share (EPS) (For Discontinuing operations)	8,480,000.00	248,000.00	248,000.00	8,480,000.00	2,480,000.00	2,480,000.00
	(a) Basic	0.24	(1.76)	(0.34)	0.04	(0.77)	0.16
	(b) Diluted	0.24	(1.76)	(0.34)	0.04	(0.77)	0.16

Sr. No.	Particular	Quarter Ended			Half Yearly		Year ended
		30-09-2021	30-06-21	30-09-20	30-09-21	30-09-20	31-03-21
		Unaudited/ Audited	Unaudited/ Audited	Unaudited/ Audited	Unaudited/ Audited	Unaudited/ Audited	Audited
18	Earnings Per Share (EPS) (For Discontinuing & Continuing operations)	8,480,000.00	248,000.00	248,000.00	8,480,000.00	2,480,000.00	2,480,000.00
	(a) Basic	0.24	(1.76)	(0.34)	0.04	(0.77)	0.16
	(b) Diluted	0.24	(1.76)	(0.34)	0.04	(0.77)	0.16

Note:

- The above results were reviewed by an Audit Committee and thereafter taken on record by the Board of Directors in their meeting on November 08, 2021 after review by an Audit Committee.
- There were no investor complaints known to the Company outstanding at the beginning of the quarter.
- Previous period figures have been regrouped wherever necessary.
- This is to inform you that pursuant to the Business Transfer Agreement dated April 08, 2021, Company had takeover the Business on October 15, 2021.

For and on behalf of M LAKHAMSI INDUSTRIES LIMITED
(Formerly Known as Specular Marketing and Financing Limited)

Name of Director : Sanjiv Mulchand Sawla

Designation : Director

DIN: 02045968

Date: 08/11/2021

Place: Mumbai

Name of Company : M LAKHAMSI INDUSTRIES LIMITED (Formerly Known as Specular Marketing and Financing Limited)

CIN: L51900MH1985PLC034994

Regd Off: 505 Churchgate Chambers, 5 New Marines Lines, Mumbai, MH-400020, IN

Statement of Standalone Unaudited/Audited Financial Results for the Quarter and half year Ended September 30, 2021

(Amount In Rs.)

Standalone Statement of Assets and Liabilities			
	Particulars	As at 30.09.2021	As at 31.03.2021
		(Un-audited)	Audited
A.	ASSETS		
1	Non-current assets		-
	(a) Property, Plant and Equipment	108.00	118.00
	(b) Capital work-in-progress	-	-
	(c) Investment Property	-	-
	(d) Goodwill	-	-
	(e) Other Intangible Assets	-	-
	(f) Intangible Assets under development	-	-
	(g) Biological Assets other than bearer plants	-	-
	(h) Investments accounted for using equity method	-	-
	(i) Financial Assets	-	-
	(i) Investments	-	-
	(ii) Trade Receivables	-	-
	(iii) Loans	-	-
	(iii) Others	-	-
	(j) Deffered tax assets (Net)	-	-
	(k) Other non-current Assets	-	-
	Total Non-Current Assets	108.00	118.00
2	Current assets		
	(a) Inventories	-	-
	(b) Financial Assets	-	-
	(i) Investments	-	-
	(ii) Trade receivables	65,340,306.58	5,866,057.00
	(iii) Cash and cash equivalents	19,991.74	20,342.00
	(iv) Bank Balances other then (iii) above	10,203.13	27,376.00
	(v) Loans	-	-
	(vi) Others	-	-
	(c) Current Tax Assets (Net)	-	-
	(d) Other current assets	210,750.00	33,750.00
	Total Current Assets	65,581,251.45	5,947,525.00
	TOTAL ASSETS	65,581,359.45	5,947,643.00

	Particulars	As at 30.09.2021	As at 31.03.2021
		(Un-audited)	Audited
B.	EQUITY AND LIABILITIES		
1	Equity		
	(a) Equity Share capital	8,480,000.00	2,480,000.00
	(b) Other Equity (Reserves & Surplus)	50,635,283.25	(3,402,824.00)
	Total Equity	59,115,283.25	(922,824.00)
2	Liabilities		
	Non-current liabilities		
	(a) Financial Liabilities		
	(i) Borrowings	1,456,269.62	1,781,270.00
	(ii) Trade Payables	-	-
	(iii) Other financial liabilities (other than those specified in item (b), to be specified)	-	-
	(b) Provisions	-	-
	(c) Deferred tax liabilities (Net)	-	-
	(d) Other non-current liabilities	-	-
	Total Non-current liabilities	1,456,269.62	1,781,270.00
3	Current liabilities		
	(a) Financial Liabilities	-	-
	(i) Borrowings	-	-
	(ii) Trade Payables	-	-
	(iii) Other financial liabilities [other than those specified in item (c)]	-	-
	(b) Other current liabilities	-	-
	(c) Provisions	5,009,806.58	5,089,197.00
	(d) Current Tax Liabilities (Net)	-	-
	Total Current liabilities	5,009,806.58	5,089,197.00
	TOTAL EQUITY AND LIABILITIES	65,581,359.45	5,947,643.00

Name of Company : M LAKHAMSI INDUSTRIES LIMITED (Formerly Known as Specular Marketing and Financing Limited)

CIN : L51900MH1985PLC034994

Regd Off: 505 Churchgate Chambers, 5 New Marines Lines, Mumbai, MH-400020, IN

Statement of Standalone Unaudited/Audited Financial Results for the Quarter and half year ended September 30, 2021

(Amount In Rs.)

Cash Flow Statement

Particulars		For the period	for the period
		30-09-21	30-09-20
		Unaudited	Audited
A	Date of start of reporting period	-	-
B	Date of end of reporting period	-	-
C	Whether results are audited or unaudited	-	-
D	Nature of report standalone or consolidated	-	-
Statement of cash flows			
Cash flows from used in operating activities			
	Profit before tax	54,038,107.25	(191,530.00)
Adjustments for reconcile profit (loss)			
	Adjustments for finance costs	-	-
	Adjustments for decrease (increase) in inventories	-	-
	Adjustments for decrease (increase) in trade receivables, current	(59,474,249.58)	-
	Adjustments for decrease (increase) in trade receivables, non-current	-	-
	Adjustments for decrease (increase) in other current assets	-	-
	Adjustments for decrease (increase) in other non-current assets	-	-
	Adjustments for other financial assets, non-current	-	-
	Adjustments for other financial assets, current	(177,000.00)	-
	Adjustments for other bank balances	-	-
	Adjustments for increase (decrease) in trade payables, current	-	-
	Adjustments for increase (decrease) in trade payables, non-current	-	-
	Adjustments for increase (decrease) in other current liabilities	-	(8,331.00)
	Adjustments for increase (decrease) in other non-current liabilities	-	-
	Adjustments for depreciation and amortisation expense	10.00	12.00
	Adjustments for impairment loss reversal of impairment loss recognised in profit or loss	-	-
	Adjustments for provisions, current	-	-
	Adjustments for provisions, non-current	(79,390.42)	-
	Adjustments for other financial liabilities, current	-	-
	Adjustments for other financial liabilities, non-current	-	(48,372.00)
	Adjustments for unrealised foreign exchange losses gains	-	-
	Adjustments for dividend income	-	-
	Adjustments for interest income	-	-
	Adjustments for share-based payments	-	-
	Adjustments for fair value losses (gains)	-	-
	Adjustments for undistributed profits of associates	-	-
	Other adjustments for which cash effects are investing or financing cash flow	-	-
	Other adjustments to reconcile profit (loss)	-	-
	Other adjustments for non-cash items	-	-
	Share of profit and loss from partnership firm or association of persons or limited liability partnerships	-	-
	Total adjustments for reconcile profit (loss)	-	-
	Net cash flows from (used in) operations	(5,692,522.75)	(248,221.00)
	Dividends received	-	-
	Interest paid	-	-
	Interest received	-	-
	Income taxes paid (refund)	-	-
	Other inflows (outflows) of cash	-	-
	Net cash flows from (used in) operating activities	-	-
Cash flows from used in investing activities			
	Cash flows from losing control of subsidiaries or other businesses	-	-
	Cash flows used in obtaining control of subsidiaries or other businesses	-	-
	Other cash receipts from sales of equity or debt instruments of other entities	-	-
	Other cash payments to acquire equity or debt instruments of other entities	-	-

Particulars	For the period	for the period
	30-09-21	30-09-20
	Unaudited	Audited
Other cash receipts from sales of interests in joint ventures	-	-
Other cash payments to acquire interests in joint ventures	-	-
Cash receipts from share of profits of partnership firm or association of persons or limited liability partnerships	-	-
Cash payment for investment in partnership firm or association of persons or limited liability partnerships	-	-
Proceeds from sales of property, plant and equipment	-	-
Purchase of property, plant and equipment	-	-
Proceeds from sales of investment property	-	-
Purchase of investment property	-	-
Proceeds from sales of intangible assets	-	-
Purchase of intangible assets	-	-
Proceeds from sales of intangible assets under development	-	-
Purchase of intangible assets under development	-	-
Proceeds from sales of goodwill	-	-
Purchase of goodwill	-	-
Proceeds from biological assets other than bearer plants	-	-
Purchase of biological assets other than bearer plants	-	-
Proceeds from government grants	-	-
Proceeds from sales of other long-term assets	-	-
Purchase of other long-term assets	-	-
Cash advances and loans made to other parties	-	-
Cash receipts from repayment of advances and loans made to other parties	-	-
Cash payments for future contracts, forward contracts, option contracts and swap contracts	-	-
Cash payments for future contracts, forward contracts, option contracts and swap contracts	-	-
Cash receipts from future contracts, forward contracts, option contracts and swap contracts	-	-
Dividends received	-	-
Interest received	-	-
Income taxes paid (refund)	-	-
Other inflows (outflows) of cash	-	-
Net cash flows from (used in) investing activities		
Cash flows from used in financing activities		
Proceeds from changes in ownership interests in subsidiaries	-	-
Payments from changes in ownership interests in subsidiaries	-	-
Proceeds from issuing shares	-	-
Proceeds from issuing other equity instruments	6,000,000.00	-
Payments to acquire or redeem entity's shares	-	-
Payments of other equity instruments	-	-
Proceeds from exercise of stock options	-	-
Proceeds from issuing debentures notes bonds etc	-	-
Proceeds from borrowings	(325,000.38)	280,200.00
Repayments of borrowings	-	-
Payments of finance lease liabilities	-	-
Payments of lease liabilities	-	-
Dividends paid	-	-
Interest paid	-	-
Income taxes paid (refund)	-	-
Other inflows (outflows) of cash	-	-
Net cash flows from (used in) financing activities	5,674,999.62	280,200.00
Net increase (decrease) in cash and cash equivalents before effect of exchange rate changes	-	-
Effect of exchange rate changes on cash and cash equivalents		
Effect of exchange rate changes on cash and cash equivalents	-	-
Net increase (decrease) in cash and cash equivalents	(17,523.13)	31,979.00
Cash and cash equivalents cash flow statement at beginning of period	47,718.00	41,574.00
Cash and cash equivalents cash flow statement at end of period	30,194.87	73,553.00



Office: 14, Fancy Chambers, 2nd Floor, 94, Surat Street, Masjid (East), Mumbai - 400009. ©23481388. Email: rajengalaca@yahoo.co.in

To The Board of Director
M Lakhamsi Industries Limited

Review Report on the unaudited Financial Statements

Opinion


We have reviewed the accompanying statement of unaudited financial results of **M Lakhamsi Industries Limited** ("the Company") for the Quarter and half year ended September 30, 2021 attached herewith being submitted by the Company pursuant to requirement of Regulation 33 of the SEBI listing Requirements and disclosure Requirements) Regulations, 2015 as amended ('the regulations'). This statement is the responsibility of the Company's Management and has been approved by the Board of Directors. Our responsibility is to issue a report on these financial statements based on our review.

We conducted our review of the Statement in accordance with the Standard on Review Engagements (SRE) 2410 "Review of Interim Financial Information Performed by the Independent Auditor of the Entity", issued by the Institute of Chartered Accountants of India. This standard requires that we plan and perform the review to obtain moderate assurance as to whether the financial statements are free of material misstatement. A review is limited primarily to inquiries of company personnel and analytical procedures applied to financial data and thus provide less assurance than an audit. We have not performed an audit and accordingly, we do not express an audit opinion.

Based on our review conducted as above, nothing has come to our attention that causes us to believe that the accompanying statement of unaudited financial results prepared in accordance with applicable accounting standards and other recognized accounting practices and policies has not disclosed the information required to be disclosed in terms of Regulation 33 of the SEBI (Listing Obligations and Disclosure Requirements) Regulations, 2015 including the manner in which it is to be disclosed, or that it contains any material misstatement.

For Rajen T. Gala & Co.,
Chartered Accountants
Firm Registration Number: 121577W




(Rajen T. Gala)
(Proprietor)

Membership Number : 110376
UDIN: 21110376AAAABV5180

Place : Mumbai
Date : 08/11/2021